

# FINANCIAL AID

## FAFSA OR TASFA

### Free Application for Federal Student Aid


#### CREATE FAFSA ID [fsaid.ed.gov](https://fsaid.ed.gov)


If you're a dependent student (under 24 years old), you and your parent will need to have separate FAFSA IDs.

#### COMPLETE FAFSA [fafsa.ed.gov](https://fafsa.ed.gov)

Add HCC's School Code – 010422

#### NEXT STEPS AFTER COMPLETING FAFSA [hccs.edu/financialaid](https://hccs.edu/financialaid)

 CHECK EMAIL USED ON FAFSA  
5-7 business days after you complete and submit the FAFSA, HCC's Financial Aid Office will let you know we received your application and share next steps.


 VIEW TO-DO LIST  
If additional documents are needed to complete your process, you will receive an email directing you to view your "To-Do List" located in "Student Self-Service Center" at [myeagle.hccs.edu](https://myeagle.hccs.edu).


### Texas Application for State Financial Aid (for Undocumented Students)


#### COMPLETE TASFA [hccs.edu/tasfa](https://hccs.edu/tasfa)

#### SUBMIT SUPPORTING DOCUMENTATION [hccs.edu/tasfa](https://hccs.edu/tasfa)

You must submit application with all required documents, listed at [hccs.edu/tasfa](https://hccs.edu/tasfa).

 Submit Tax Transcript. Must include parent information, if you're a dependent student under 24 years old.

 Submit Statement of Student of Eligibility.

 NEW STUDENTS TO ALSO SUBMIT

1. Notarized Affidavit of Residency
2. Official/Final High School Transcript or GED Certificate
3. Male students between 18-25 must register with the Selective Service by entering 0 for social security #, and provide a copy of the confirmed registration card.



[hccs.edu/financialaid](https://hccs.edu/financialaid)



713-718-2000

# FINANCIAL AID TIMELINE

## JULY - SEPTEMBER

- Research local scholarships.
- Get an estimate of what colleges cost using Net Price Calculator.
- Look up priority deadlines and required forms.
- Resolve any outstanding tax filing issues for **2018**.
- Request unofficial transcript.

## NOVEMBER - JANUARY

- Submit admission application.
- Apply for outside scholarships.
- Check for deposit and housing requirements.

## MAY - JULY

- Check your school's deadlines for the upcoming year.
- Complete and submit any requested documents.
- Schedule classes for the Fall semester.



[hccs.edu/financialaid](https://hccs.edu/financialaid)

## OCTOBER

- File **2020-2021** FAFSA *or* TASFA application any time after **October 1, 2019** using **2018** tax information.
- Review Student Aid Report.
- Start applying for scholarships.

## FEBRUARY - APRIL

- Compare your financial aid awards, college costs and charges.
- Communicate any special circumstances to your financial aid office.
- Research **debt-free financing options**: scholarships, grants and free tuition options.
- Research loan requirements and get familiar with [www.nslds.ed.gov](https://www.nslds.ed.gov).

## AUGUST

**2020-2021** Fall Semester Begins