

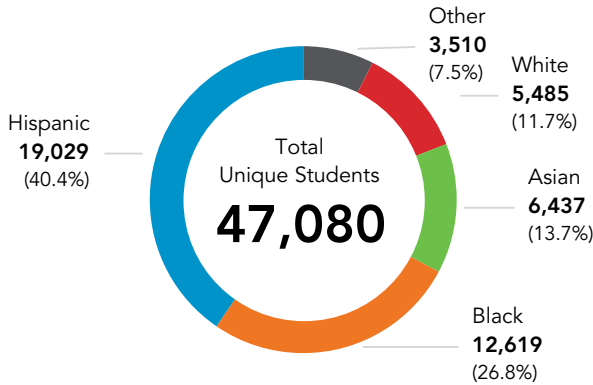


Houston Community College

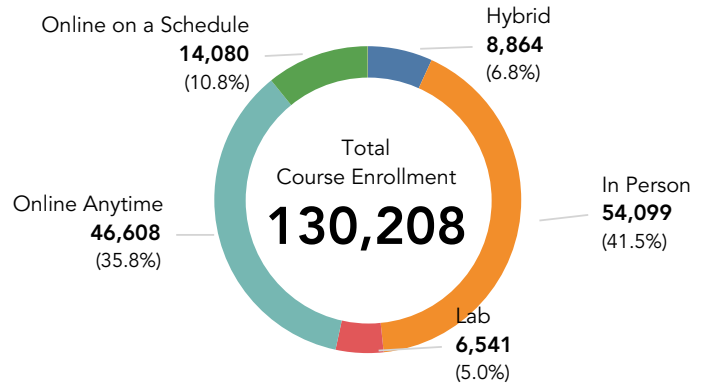
Fast Facts Spring 2024

Regular Term Official Day

Credit Student Headcount



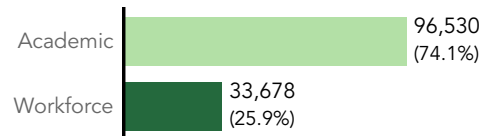
Credit Course Enrollment



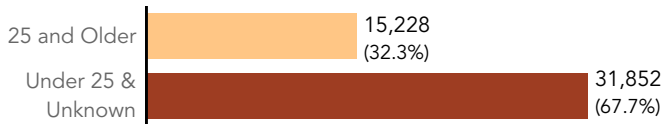
Gender




Academic or Workforce Courses



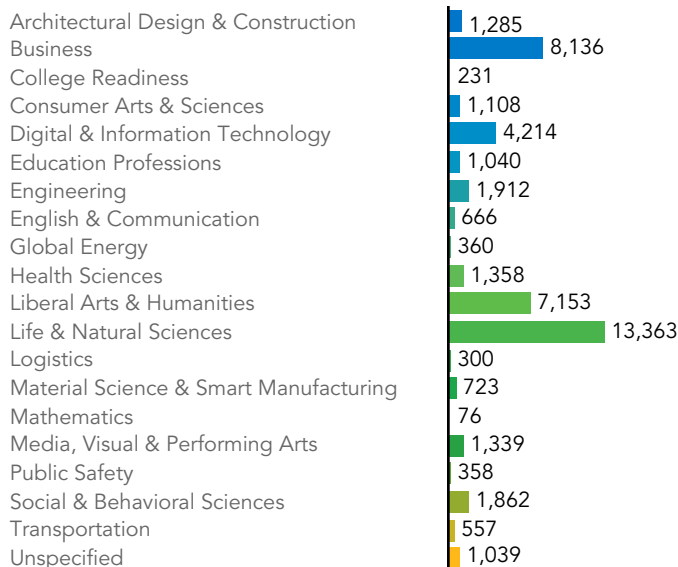
Age Group



Developmental Education Courses



Student's Declared Academic Plan by Center of Excellence

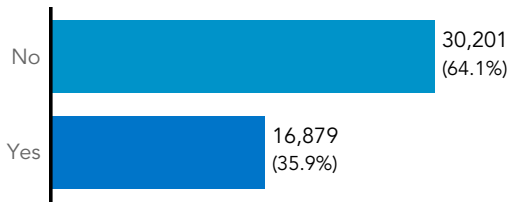


Top Courses by Enrollment

Rank	Course	Count	Percentage
1	Composition II	8,021	6.2%
2	United States History II	5,761	4.4%
3	Composition I	4,499	3.5%
4	Learning Framework	3,998	3.1%
5	United States History I	3,627	2.8%
6	Federal Government	3,564	2.7%
7	Texas Government	3,378	2.6%
8	College Algebra	2,981	2.3%
9	General Psychology	2,941	2.3%
10	Human Anatomy & Physiology I	2,058	1.6%
11	Principles of Macroeconomics	2,052	1.6%
12	A & P Laboratory I	1,704	1.3%
13	Mathematics for Bus. & Soc.Sci	1,626	1.2%
14	General Chem I	1,582	1.2%
15	Introduction to Philosophy	1,522	1.2%
16	Art Appreciation	1,391	1.1%
18	Introduction to Sociology	1,279	1.0%
20	Integrated Read/Write for ENGL	1,248	1.0%

* This group includes intersex and unknown students, combined for privacy.

Pell Recipients

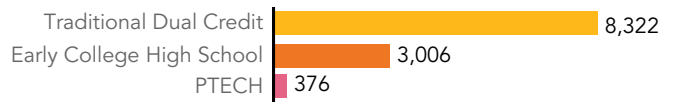


Developmental Students



- 74% of our students report working for pay in a typical week. (1)
- 35% of our students are parents or primary caregivers to children. (2)
- 35% of students' first language is not English. (2)

Unique Students by Dual Credit Type



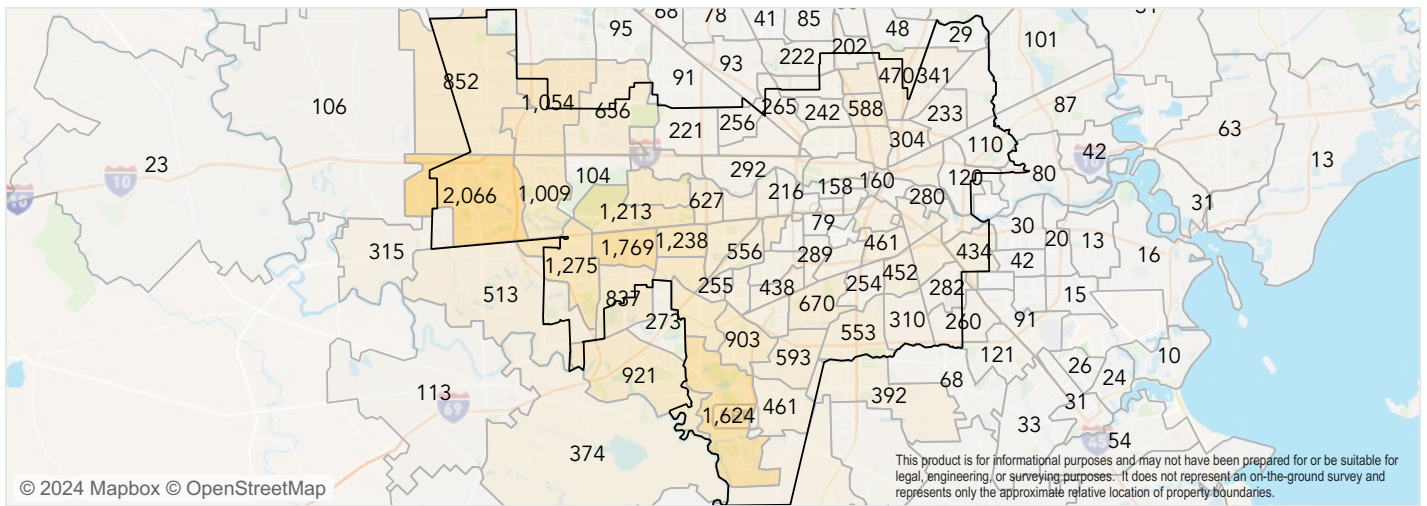
Awards in the 2022–2023 Academic Year

Core Completion	3,704
Associate's (AA)	2,187
Associate's (AS)	1,539
Associate's (AAS)	1,457
Certification Level 1	1,153
Marketable Skill	951
Certification Level 2	228
Associate's (AAT)	195
Advanced Technical Certificate	30
Certification Level 3	9

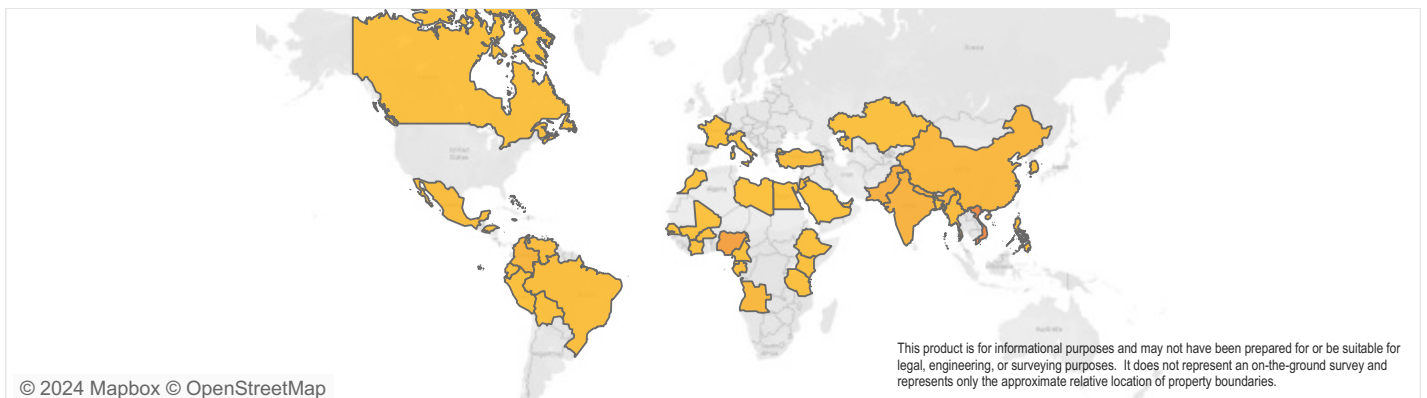
Students' Top 4 ISDs by Attendance Areas

1 Houston ISD	41.1%	19,331
2 Fort Bend ISD	15.5%	7,278
3 Katy ISD	12.0%	5,669
4 Alief ISD	10.2%	4,807

Unique Students by ZIP Codes with at least 10 Enrolled



Unique International Students by Country with at Least 10 Enrolled



1 - Source: CCSSE 2022; 2 - Source: Findings from a COVID-19 (Basic Needs & Mental Health) Impacts Survey from Trellis 2022