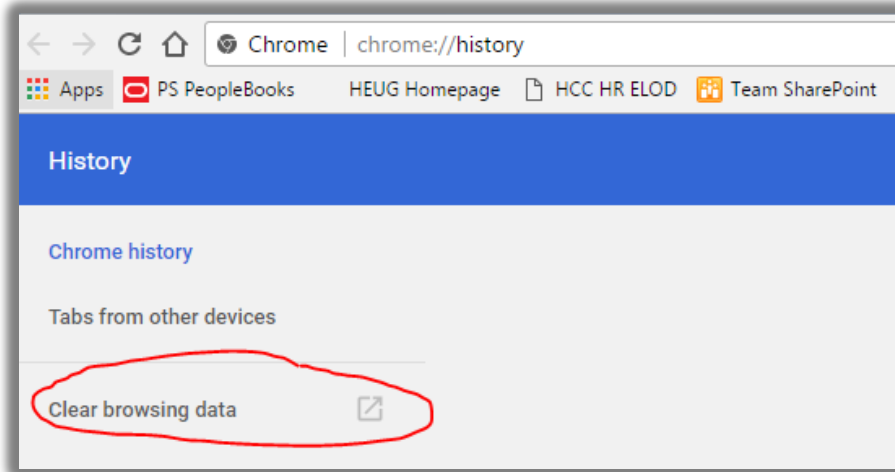


## Clearing Browser Cache before using PeopleTools 8.55

Before using PeopleTools 8.55, you should clear your browser cache due to the many changes applied. Failure to do this could cause adverse results.

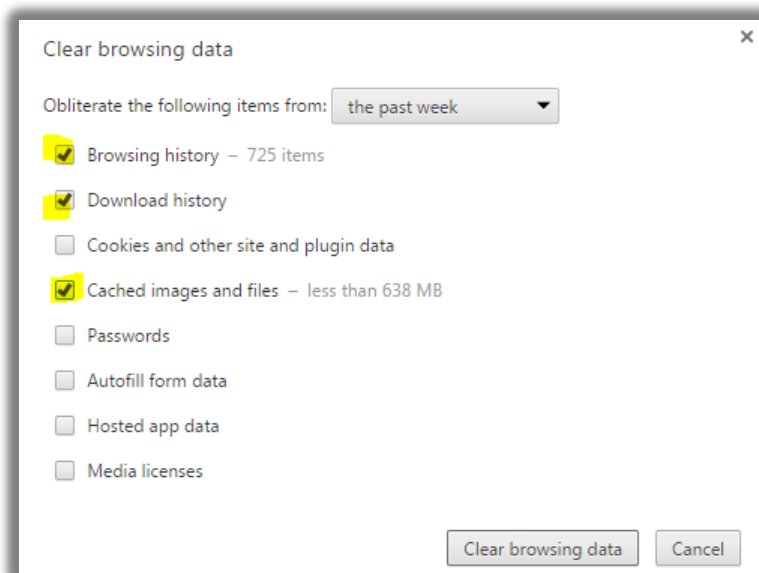
### Google Chrome Ver 58

To clear your cache using **Google Chrome Ver 58** – Open browser window, press **CTRL + H**



A new tab will open on your browser window. Click on **Clear browsing data**.

A small window will open up.



Use the drop down to select items from 'the past week'.

Make sure the check boxes for Browsing History, Download History and Cached images and files are checked.

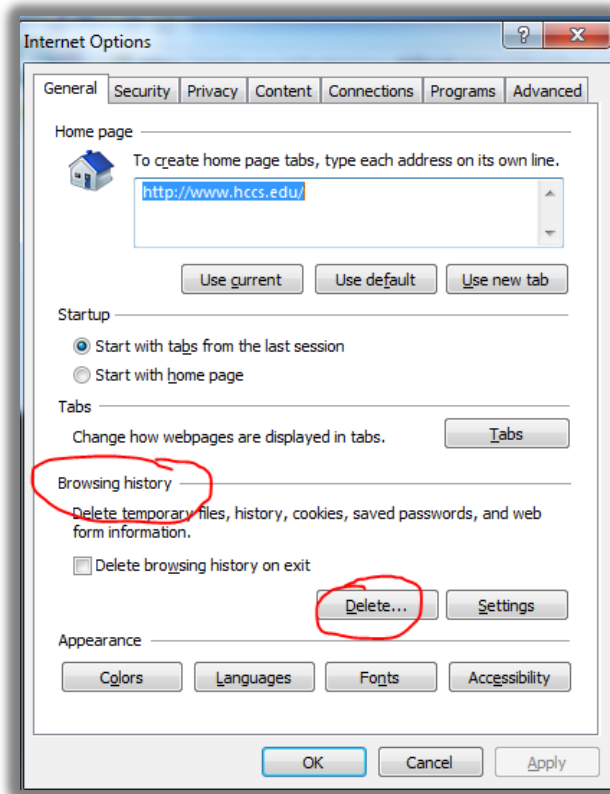
Press the Clear Browsing Data button.

The screen will disappear when finished.

Close out the History browser tab.

## Clearing Browser Cache before using PeopleTools 8.55

### Windows Internet Explorer Ver 11



To clear your cache using **Internet Explorer Version 11** – Open browser window, press **ALT + X**  
Select *Internet Options*. A new window will pop up.

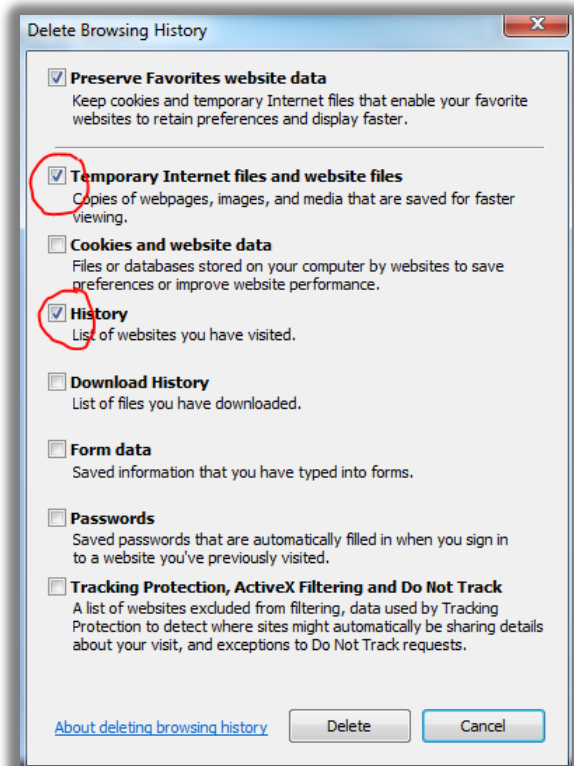
Select the Delete button in the Browsing History section.

A new window will open.

Make sure the checkboxes are on for *Temporary Internet Files* and *History* are selected.

Press the Delete button at the bottom of the window.

Close out the Internet Options window.

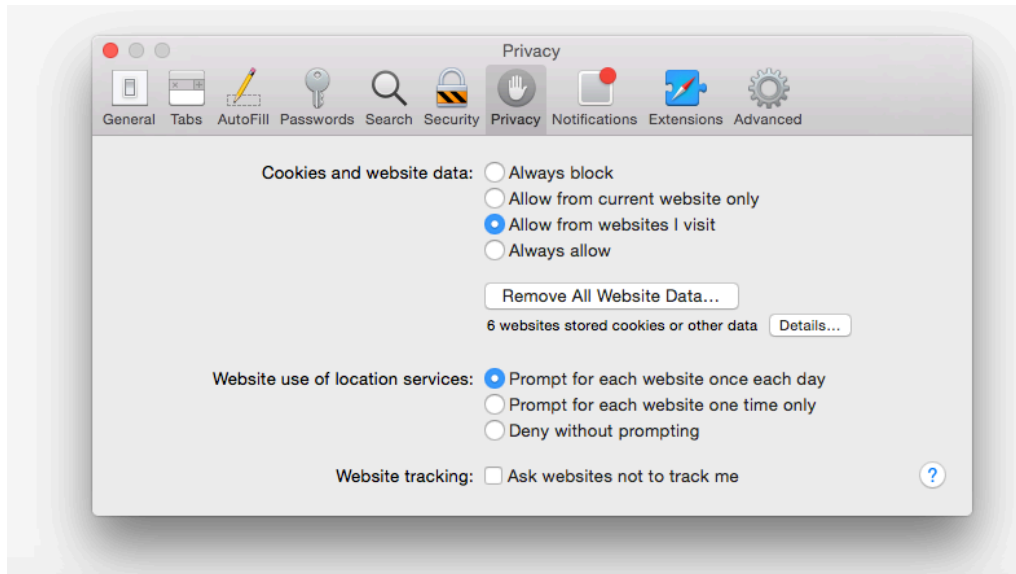


## Clearing Browser Cache before using PeopleTools 8.55

### Safari 8.0 – 10.0

Click **Safari** in the upper left hand side of your screen. In the menu that appears, click **Preferences**.

In the window that appears, click the **Privacy** tab. Click the button **Remove All Website Data...**



Click **Remove Now** in the pop up window that appears.

